the HUSTLE
by HubSpot Media

20 Ways to Boost Your Professional Value with AI



A New Workplace Hierarchy

AI isn't replacing professionals the way people are afraid of (yet), but it is creating a brutal new pecking order.

The math is simple. There are professionals who deliver faster, think bigger, and create exponentially more value because they've cracked the AI code. Then there's everyone else, still manually doing what could be automated, taking hours for what should now take minutes.

The gap widens daily. Companies are already identifying their AI-powered performers and fast-tracking them. Meanwhile, the "I'll figure out AI later" crowd is getting priced out of relevance.

⚡News Flash:

AI engineers at OpenAI earn $900k+ annually. Meta offered a $200M pay package to poach Apple's AI engineer. Top AI consultants command $500+/hour. Jobs that require AI skills command a 25% wage premium on average. This isn't about technical skills alone, but also understanding how to multiply human capability with AI.

This guide gives you the systematic playbook to join the winning side. Instead of random AI experiments that lead nowhere, you'll build a strategic stack of capabilities that compound over time.

Choose Your Starting Level

🎯 LEVEL 1: DAILY PRODUCTIVITY

- Master AI tools that make you faster and smarter every day
- Build the foundation for advanced applications
- **10 hacks** focusing on immediate productivity gains

🚀 LEVEL 2: EXPERTISE MONETIZATION

- Turn your professional knowledge into income streams and influence
- Launch side hustles and build external authority with AI assistance
- **6 hacks** for building expertise-based revenue and recognition

⚡ LEVEL 3: AI TRANSFORMATION LEADER

- Position yourself as the go-to AI adoption expert in your company and industry
- Lead enterprise AI initiatives and shape organizational transformation
- **4 hacks** for becoming an AI transformation authority

Ready to level up?

Start with your current skill level or work through all three for maximum impact.

Level 1

DAILY PRODUCTIVITY GAINS

Master AI tools that make you faster and smarter every day

HACK #1: Turn AI Into Your Executive Assistant

🟢 Impact Level:
Quick win

⏱️ Time:
1-2 hours

Tools	How to Use
Claude / ChatGPT	Create dedicated project for personal assistance
Notion	Organize AI outputs and daily planning



Try This

- Create new project called "Executive Assistant" in the LLM of your choice
- Use the prompt below, and spend 30-60 minutes answering AI's questions about your work style, priorities, and goals. Upload your answers to the Project.
- Upload your calendar template and typical daily schedule; documents that represent your best work or thinking
- Optional: upload books, articles and other resources (YouTube videos, podcasts, TED talks…) from people you admire,to replicate their way of thinking and execution
- Test with daily briefing requests for one week

Copy This Prompt:

> I need you to be my executive assistant. Ask me a series of questions about my work style, priorities, and daily challenges so you can help me manage my professional life effectively. Ask me one question at a time.

Results

- Become the most organized, prepared person in every room
- Save 1-2 hours daily on planning and preparation
- Build reputation for always being on top of priorities

HACK #2: Write Better Emails in Half the Time

🟢 Impact Level:
Quick win

⏱️ Time:
3 hours setup

Tools	How to Use
Claude / ChatGPT	Generate email templates and responses
textexpander	Create shortcuts for AI-generated templates

Try This

- Create "Email Templates" project in Claude/ChatGPT
- Upload 10 of your best emails (ones that got great responses)
- Create 5 template scenarios: follow-up, request, introduction, update, scheduling
- Set up TextExpander shortcuts (;;follow → follow-up template)
- Practice using templates for one week, refine based on results

Copy This Prompt:

```
Create a professional email template for [SITUATION]:

REQUIREMENTS:
- Under 100 words
- Clear subject line
- Specific call-to-action with deadline
- Professional but warm tone
- Include value for recipient

SITUATION: [Describe scenario]
RECIPIENT: [Their role/relationship to you]
GOAL: [What you want to achieve]

Provide subject line + body + follow-up reminder.
```

Results

- Cut email writing time by half
- Get faster, more consistent responses from recipients
- Build a reputation for clear, effective communication



HACK #3: Make Every Meeting Count

🟢 Impact Level:
Quick win

⏱️ Time:
1 hour setup

Tools	How to Use
Claude / ChatGPT	Prep for meetings and extract action items
Otter.ai	Record and transcribe meetings

Try This

- Create "Meeting Prep" project in Claude/ChatGPT
- Upload 3 recent meeting agendas and your typical role/responsibilities
- Before each meeting: upload agenda to Claude for strategic preparation
- Set up Otter.ai to record meetings (with permission)
- After meetings: upload transcript to Claude for action item extraction

Copy This Prompt:

Prepare me for this meeting: [AGENDA/TOPIC]
My role: [your position/responsibilities]
Provide:

- 3 strategic questions that position me as thoughtful contributor
- Key talking points that advance my projects/reputation
- Potential challenges and how to navigate them
- Opportunities where I can volunteer for high-visibility work or lead initiatives
- Ways to demonstrate expertise that could lead to bigger responsibilities

Format: Bullet points, under 200 words

Results

- Transform from meeting participant to meeting leader
- Volunteer for high-visibility projects with confidence
- Build reputation for driving actual results from discussions

HACK #4: Streamline Your Daily Workflows

🟢 Impact Level:
Quick win

⏱️ Time:
1 hour setup

Tools	How to Use
zapier	Automate repetitive tasks between apps
Claude / ChatGPT	Design automation workflows

Try This

- Identify 3 repetitive daily tasks (data entry, follow-ups, file organization)
- Create "Workflow Automation" project in Claude/ChatGPT
- Use AI to design automation sequences
- Set up basic Zapier automations (email → CRM, form → spreadsheet)

Copy This Prompt:

```
Design automation for: [REPETITIVE TASK]
Current steps: [manual process]
Available tools: [your software stack]
Provide: Automation sequence, trigger conditions, setup steps
Keep it simple for non-technical implementation
```

Results

- Save 5-10 hours weekly on repetitive administrative tasks
- Build reputation for finding efficiency improvements
- Free up time for higher-value strategic work



HACK #5: Become the Person With All the Answers

🟢 Impact Level:
Quick win

⏱️ Time:
2 hour setup

Tools	How to Use
Claude / ChatGPT	Analyze industry trends and create briefings
perplexity	Real-time research with citations

Try This

- Create "Industry Intelligence" project in Claude/ChatGPT
- Upload your job description and industry reports you found valuable
- Set weekly reminder for yourself to upload 5 relevant industry articles
- Use Deep Research for strategic analysis, using the prompt below
- Share one insight weekly with your team or on LinkedIn

Copy This Prompt:

Research [TOPIC] for strategic insights
to share with my team/leadership.
Target audience: [your team/clients/leadership]
Goal: Position myself as market intelligence expert and strategic advisor

Provide:
- 3 key trends with specific business implications for our company/industry
- Competitive analysis highlighting threats and opportunities for us
- 3 actionable recommendations we should consider implementing
- Specific data points and credible sources to support insights

Format: Professional brief under 300 words suitable for:
- Weekly team updates and strategy meetings
- LinkedIn thought leadership posts
- Executive presentations and strategic discussions

Results

- Become the go-to person for market insights and industry knowledge
- Get consulted on strategic decisions by leadership
- Build reputation as forward-thinking industry expert

HACK #6: Presentations That Actually Persuade

🟢 Impact Level:
Quick win

⏱️ Time:
2-3 hour setup

Tools	How to Use
Claude / ChatGPT	Create compelling presentation outlines
GAMMA	Auto-generate slides from AI outlines

Try This

- Create "Presentation Builder" project in Claude/ChatGPT
- Upload 2-3 of your best presentations as training examples
- Upload company brand guidelines and templates
- Use the outline prompt, then paste results into Gamma AI for auto-slide creation
- Edit the slides based on your needs

Results

- Deliver compelling, data-driven presentations consistently
- Become the go-to person for important pitches and proposals
- Win more approvals and buy-in for your ideas

Copy This Prompt:

```
Create detailed presentation outline for: [TOPIC/GOAL]
Audience: [who you're presenting to]
Length: [15/30/45 minutes]

For each slide, provide:
- Specific title and key message
- 2-3 bullet points of content
- Visual suggestions (charts, images, icons, diagrams)
- Speaker notes for key talking points

Structure:
1. Hook slide: Attention-grabbing statistic
   or provocative question (30 sec)
2. Problem slides: Clear challenge with supporting
   data/visuals (2 min)
3. Solution slides: Your approach with process
   diagrams/frameworks (5 min)
4. Evidence slides: Case studies, testimonials,
   ROI data with charts (3 min)
5. Action slides: Next steps with timeline
   and clear call-to-action (2 min)

Include: Potential objections and response slides
Format: Ready to paste into Gamma AI
for automatic slide generation
```

HACK #7: Build Your Professional Brand on LinkedIn

🟡 Impact Level:
Medium

⏱️ Time:
1 hour weekly

Tools	How to Use
Claude / ChatGPT	Generate LinkedIn content and strategy
Buffer / Content Hub™	Schedule posts consistently

Try This

- Create "LinkedIn Content" project in Claude/ChatGPT using the project instruction
- Upload 5-10 high-performing posts from your industry leaders as style examples
- Upload 2-3 of your own best-performing posts (if you have any)
- Use the post generation prompt to create 8-10 posts in advance
- Set up Buffer or Content Hub to schedule 2 posts per week at optimal times (Tuesday/Thursday 9-11am)
- Track which posts get best engagement and upload those back to Claude for pattern analysis

Copy This Project Instruction:

You are my LinkedIn content strategist. I'm uploading high-performing posts from industry leaders and my own content as your style reference. Remix their successes and my voice.

Your role:
- Analyze what makes these posts successful (hooks, structure, topics, engagement tactics)
- Help me develop my unique voice and positioning in my industry
- Generate post ideas and full drafts that match successful patterns
- Suggest content calendars and posting strategies
- Help me build authority and grow my professional network through strategic content

Copy This Prompt:

Analyze the successful posts I uploaded and create a LinkedIn post about: [INDUSTRY TOPIC]

First, identify: What specific elements make the uploaded posts successful? (hooks, structure, storytelling, call-to-action style)

Then create a post that:
- Copies the most effective style/structure from the successful examples
- Uses a surprising insight or contrarian take as the hook
- Includes brief personal experience or observation for credibility
- Provides 3 tactical takeaways others can immediately use
- Ends with engaging question that encourages comments

Format: 150-200 words, 3 relevant hashtags, professional but conversational tone

Results

- Build consistent industry authority and thought leadership
- Attract inbound career opportunities and networking requests
- Expand professional network with high-quality connections

HACK #8: Build Your Personal Knowledge System

🟡 Impact Level:
Medium

⏱️ Time:
30 min weekly

Tools	How to Use
Claude / ChatGPT	Synthesize insights from notes and articles
Notion	Organize knowledge base and insights

Try This

- Create "Knowledge Vault" project in Claude/ChatGPT using the project instruction below
- Set up Notion database with categories: Industry Trends, Client Insights, Process Improvements, Meeting Notes
- Weekly: Upload 5 article highlights, meeting notes, or learning insights to Claude
- Use the synthesis prompt monthly to identify patterns and create actionable insights
- Export AI insights to Notion using the structured format

Copy This Project Instruction:

You are my personal knowledge curator and insight generator. I'll upload:
- Article highlights and industry news
- Meeting notes and client conversations
- Project learnings and process observations
- Conference takeaways and training insights

Your role:
- Identify emerging patterns across all my inputs
- Connect dots between different industries, clients, and situations
- Generate unique insights others in my field might miss
- Format insights for easy export to Notion and repurposing as content
- Suggest how I can position myself as a strategic thinker and industry expert

Copy This Prompt:

From all the notes and experiences I've uploaded, identify insights and format for Notion export:

Analysis needed:
- 3 emerging patterns I'm seeing across different areas
- 2 unique insights others in my field might miss
- 3 actionable lessons I can share with colleagues/LinkedIn
- 2 areas where I'm developing unique expertise

Format each insight as:
Title: [Compelling headline]
Category: [Industry Trends/Client Insights/Process Improvements]
Insight: [2-3 sentence summary]
Application: [How I can use this professionally]
Content Angle: [LinkedIn post or presentation topic idea]

Make it ready to copy-paste into Notion database fields.

Results

- Become known for connecting dots others miss
- Stay ahead of industry trends with systematic learning
- Build reputation as strategic thinker who sees the big picture



HACK #9: Accelerate Your Project Delivery

🟡 Impact Level:
Medium

⏱️ Time:
1-2 weeks setup

Tools	How to Use
Claude / ChatGPT	Generate project plans and risk assessments
asana	Manage projects with AI-generated templates

Try This

- Create "Project Management" project in Claude/ChatGPT
- Upload 2-3 completed project plans that went well (even basic ones with timeline, deliverables, team roles)
- Upload 1-2 project retrospectives or post-mortems where you documented what worked/didn't work
- Set up an Asana template project with standard phases: Planning, Execution, Review, Handoff
- Use the project analysis prompt before starting any new project to identify risks upfront

Copy This Prompt:

Analyze this new project and create a risk assessment with action plan:

Project details:
- Objective: [what needs to be delivered]
- Timeline: [deadline and key milestones]
- Team: [who's involved and their roles]
- Resources: [budget, tools, constraints]
- Stakeholders: [who needs to approve/be updated]

Based on my uploaded project history, provide:
- **Top 3 risks** with specific likelihood and impact
- **Mitigation strategies** for each risk with owner and timeline
- **Process optimizations** based on what worked in past projects
- **Success criteria** and how to measure progress
- **Stakeholder communication plan** with frequency and format

Format as executive summary under 250 words, ready to share with team/leadership.

Results

- Consistently deliver projects on time and under budget
- Build reputation for project excellence and reliability
- Get assigned larger, more strategic initiatives

HACK #10: Document Your Expertise Like a Pro

🟡 Impact Level:
Medium

⏱️ Time:
2 months

Tools	How to Use
Claude / ChatGPT	Create case studies and methodology documentation
Notion	Build searchable knowledge base
loom	Record video walkthroughs of your processes

Try This

- Create "Knowledge Documentation" project in Claude/ChatGPT
- Document 3 specific processes you use repeatedly
- Upload notes from 2-3 successful projects including challenges, solutions, and outcomes
- Set up Notion database with templates for: Case Studies, Processes, Frameworks, Lessons Learned
- Use Loom to record 5-10 minute screen recordings explaining your key methodologies
- Create one polished case study monthly using the prompt below to build your expertise portfolio

Copy This Project Instruction:

You are my expertise documentation specialist. I'll upload:
- Successful project outcomes and methodologies I used
- Processes and frameworks I've developed or refined
- Client problems I solved and how I approached them
- Lessons learned from wins and failures

Your role:
- Transform my experience into documented frameworks others could follow
- Create compelling case studies that showcase my unique approach
- Identify what makes my methods different from standard practices
- Help me articulate my intellectual property and proprietary processes
- Position me as someone with proven, repeatable systems for success

Case Study Creation Prompt:

Create a professional case study from this project experience:
Project context:
- Client/situation: [who was involved and initial situation]
- Challenge: [specific problem that needed solving]
- Timeline: [how long the project took]
- Resources: [team, budget, constraints]

My approach:
- Methodology: [the specific process/framework I used]
- Key decisions: [2-3 critical choices I made and why]
- Tools/tactics: [specific methods that made the difference]

Results achieved:
- Quantifiable outcomes: [specific metrics, percentages, dollar amounts]
- Qualitative benefits: [improved processes, team satisfaction, etc.]
- Long-term impact: [what changed after the project]

Format as: Challenge(75 words), Approach (125 words),
Results (75 words), Key Takeaways (3 bullet points)
Include specific numbers and make it suitable for LinkedIn, presentations, or consulting proposals.

Results

- Build reputation for systematic thinking
- Create intellectual property around your unique expertise
- Position yourself for consulting opportunities

Level 2

EXPERTISE MONETIZATION

Turn your professional knowledge into income streams and influence

HACK #11: Build Your Affiliate Marketing System

🟢 Impact Level:	⏱️ Time:
Quick Win	2-3 weeks

Tools	How to Use
Claude / ChatGPT	Identify products and create promotional content
Kit	Build email sequences for affiliate promotions
pretty links	Manage and track affiliate links



Try This

- Create "Affiliate Strategy" project in Claude/ChatGPT
- Identify 5-10 tools/products you genuinely use and recommend
- Apply for affiliate programs (software, books, courses in your niche)
- Use AI to create valuable content that naturally includes affiliate products
- Set up email sequences that provide value while promoting relevant tools

Copy This Prompt:

```
Create affiliate marketing strategy for: [YOUR NICHE]
Products I use: [tools/services you recommend]
Audience: [your professional followers]
Provide: Content ideas, email sequences, promotion calendar, disclosure templates
Focus on genuine recommendations and value-first approach
```

Results

- Generate $500+ monthly passive income from product recommendations
- Monetize your existing content and audience without creating new products
- Build deeper relationships with tool providers in your industry

HACK #12: Launch Your AI-Powered SaaS Side Hustle

🟡 Impact Level:
Medium

⏱️ Time:
2-3 months

Tools	How to Use
bubble / Lovable	Build no-code web applications
OpenAI	Add AI functionality to your app
Claude / ChatGPT	Generate app ideas and development plans

Try This

- Identify a specific pain point in your industry that AI could solve
- Create "SaaS Development" project in Claude/ChatGPT
- Use AI to validate your idea and create a simple app specification
- Build MVP using Bubble with OpenAI API integration
- Launch with 10 beta users from your network for feedback

Copy This Prompt:

Help me create a detailed AI-powered SaaS specification
for no-code development:

My expertise: [your professional background and skills]
Industry pain point: [specific problem you've observed repeatedly]
Target users: [who would pay $20-100/month for this solution]

Provide a complete app specification with:
Core Features (3-5 maximum)
- Primary user action and workflow
- AI functionality needed (text analysis, recommendations, predictions)
- Data inputs required from users
- Output format and how users consume results

Technical Requirements
- Database structure (what data tables and fields needed)
- OpenAI API integration points (what prompts to send, when to trigger)
- User authentication needs (sign-up, payment, user roles)
- Third-party integrations required (email, calendar, CRM)

User Interface Flow
- Landing page elements and conversion strategy
- Dashboard layout after user logs in
- Step-by-step user journey from input to results
- Mobile responsiveness requirements

Monetization Model
- Pricing tiers ($X/month for Y features)
- Free trial structure (7-day, feature-limited, etc.)
- Usage limits and upgrade triggers

MVP Scope
- Version 1 features only (what to build first)
- Features to save for Version 2
- Success metrics to track (sign-ups, retention, revenue)

Results

- Generate monthly recurring revenue from your expertise
- Build a scalable digital product that works while you sleep
- Position yourself as an entrepreneur and innovator in your field

HACK #13: Start A Multimedia Business

🟡 Impact Level:
Medium

⏱️ Time:
3-4 months

Tools	How to Use
Claude / ChatGPT	Generate video scripts and content ideas
RIVERSIDE	Record high-quality video interviews and solo content
OpusClip	Create short clips from long-form videos
Castmagic	Generate show notes, clips, and social posts from recordings
Canva	Design thumbnails and channel branding

Try This

- Create "Multimedia Strategy" project in Claude/ChatGPT
- Record one 30-45 minute piece of content weekly using Riverside
- Use OpusClip to create 5-8 short clips (30-90 seconds) for social media from each long-form piece
- Upload recordings to Castmagic to auto-generate show notes, LinkedIn posts, and email content
- Publish long-form content as podcast episodes and YouTube videos simultaneously
- Repurpose Castmagic outputs across LinkedIn, email newsletter, and blog posts for maximum reach

Copy This Prompt:

Create multimedia content plan for: [YOUR EXPERTISE NICHE]

Content focus: [specific angle or unique perspective you bring]
Target audience: [professionals who would follow/hire you]
Recording format: [interviews with experts, solo deep-dives, or mix]

Provide detailed plan:

Content Pillars (3 themes)
- Main topics that establish your expertise
- Types of guests or solo topics for each pillar
- Angle that differentiates you from other content creators

Episode Templates
- Interview question framework (10 questions that always generate great content)
- Solo episode structure (hook, teaching, story, takeaway)
- Optimal episode length and format for your audience

Repurposing Strategy
- How to turn 1 long-form piece into: 5 social clips, LinkedIn post, email newsletter section, blog post
- Specific hooks and angles for different platforms
- Content calendar showing how one recording feeds 2 weeks of social content

Launch Strategy
- First 10 episode topics with specific guest targets or solo deep-dives
- Outreach templates for booking guests in your network
- Metrics to track success (downloads, engagement, business inquiries)

Format as implementation roadmap with specific first steps to take this week.

Results:

- Build multimedia audience across podcast, YouTube, and social platforms
- Generate monthly income through sponsorships, affiliates, and business development
- Establish yourself as the recognized expert and connector in your professional niche



HACK #14: Create and Sell Your Digital Course

🟡 Impact Level:
Medium

⏱️ Time:
3-4 months

Tools	How to Use
teach:able	Host and sell your online courses
loom	Record course videos and walkthroughs
Claude / ChatGPT	Generate curriculum and course content

Try This

- Create "Course Creation" project in Claude/ChatGPT
- Choose one area where you consistently help colleagues or solve problems
- Use AI to design comprehensive course curriculum
- Record course modules using Loom with AI-generated scripts
- Launch with early-bird pricing to your professional network

Copy This Prompt:

Design online course for: [YOUR EXPERTISE AREA]
Target student: [their current skill level and specific goals]
Course promise: [exact transformation they'll achieve in X weeks]

Create detailed course outline:

Course Structure
- Module 1: [Foundation - what they need to know first]
- Module 2-3: [Core methodology - your step-by-step system]
- Module 4-5: [Application - hands-on practice and real examples]
- Module 6: [Implementation - how to apply in their work immediately]

For each module provide:
- Learning objective (what they'll accomplish)
- 15-20 minute video outline with 3-5 key teaching points
- One practical exercise or worksheet
- Success criteria (how they know they've mastered it)

First Week Action Items:
- Which module to create first as standalone lead magnet
- 3 potential beta students to approach from your network
- Content you already have that can become course material

Format as ready-to-implement course development plan.

Results:

- Generate income from course sales
- Build reputation as educator and expert in your specialty, earn speaking opportunities
- Create passive income stream that scales without trading time

HACK #15: Monetize Your Newsletter and Community

🟡 Impact Level:
Medium

⏱️ Time:
4-6 months

Tools	How to Use
beehiiv	Publish and monetize newsletters
Claude / ChatGPT	Generate content and subscriber growth strategies
Discord	Build engaged community around your content

Try This

- Create "Newsletter Strategy" project in Claude/ChatGPT
- Choose a specific industry niche where you have unique insights
- Use AI to develop content calendar and subscriber growth tactics
- Launch weekly newsletter with free tier, build
- to 1,000+ subscribers
- Create paid Discord community with exclusive content and networking

Copy This Prompt:

Design a profitable newsletter strategy for me.

Industry focus: [specific niche where you have unique insights]
Unique angle: [what perspective you bring that others in your field don't have]
Target subscriber: [job title, company size, specific challenges they face]

Create a complete launch plan, including format, cadence, monetization strategy,and 30 content ideas to start.

Results:

- Build email list of industry professionals
- Generate monthly income from subscriptions and sponsorships
- Establish yourself as industry insider and trendsetter



HACK #16: Get More Speaking Opportunities

🟡 Impact Level:
Medium

⏱️ Time:
3-4 months

Tools	How to Use
Claude / ChatGPT	Research events and create speaker proposals
eventbrite	Find local conferences and events seeking speakers
luma	Discover and host professional events and workshops
speakerHUB	Create speaker one-sheets and promotional graphics

Try This

- Research 20 events in your industry using Eventbrite, Luma, and ChatGPT/Claude for "CFP [your industry]"
- Use AI to analyze past speaker lineups and identify what topics/angles events prefer
- Create speaker one-page and 3-5 talk proposals using the prompts below
- Set up SpeakerHub profile with professional photos and video samples

Copy This Prompt:

Find speaking opportunities for: [YOUR EXPERTISE AREA]

Event research for: [specific industry, geographic area, virtual/in-person preference]

Provide comprehensive opportunity analysis:

Event Discovery Strategy:
- 15 specific conferences/events to target (include names and typical submission deadlines)
- Keywords to search for CFPs and speaking opportunities
- Professional associations and organizations that host regular events
- Corporate lunch-and-learn and internal training opportunities

Speaker Proposal Framework:
- 5 talk title options that would appeal to event organizers
- Session descriptions that promise specific audience outcomes
- Speaker bio template that emphasizes unique perspective and results
- What makes my talks different from typical industry presentations

Outreach Strategy:
- Email templates for cold outreach to event organizers
- How to find and connect with conference organizers on LinkedIn
- Follow-up sequence for proposals and relationship building
- How to leverage each speaking gig to get more opportunities

Format as actionable 30-day plan with specific events to target and deadlines to meet.

Results

- Generate $2,000+ per speaking engagement or workshop
- Build industry recognition and authority through thought leadership
- Create pipeline for high-value consulting and advisory opportunities

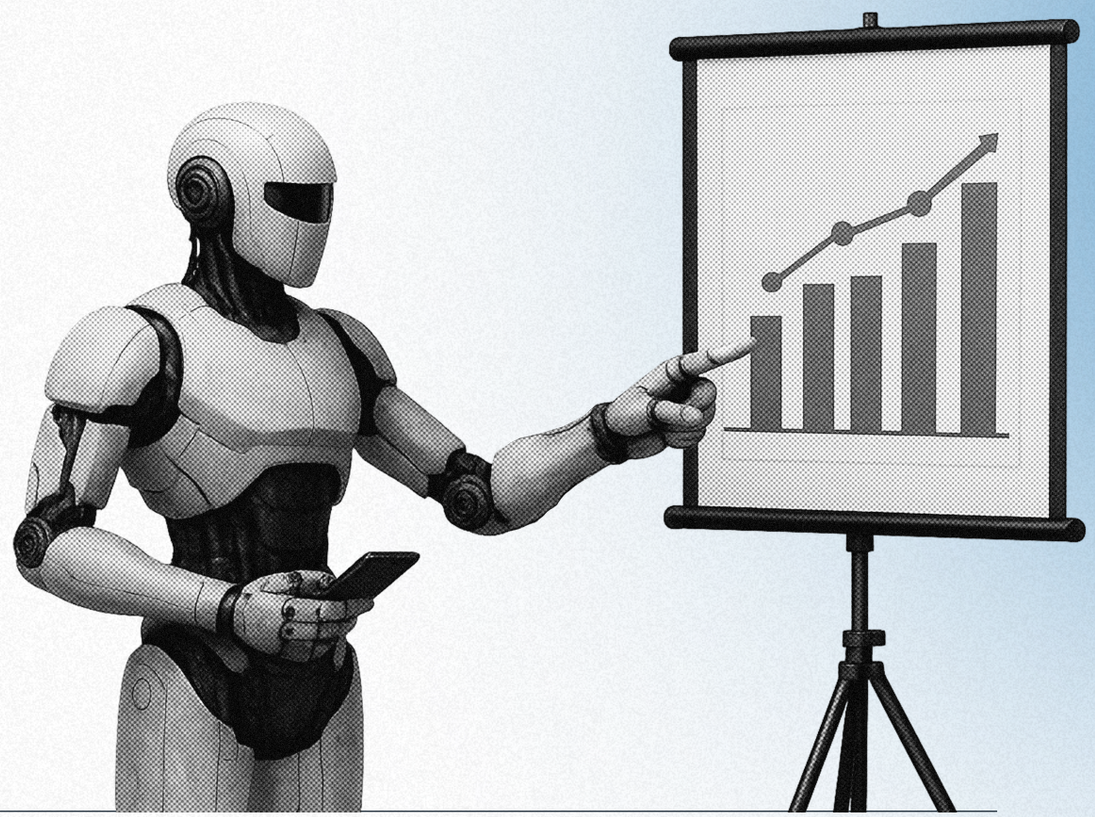

Level 3

AI TRANSFORMATION LEADER

Position yourself as the go-to AI adoption expert in your company and industry

HACK #17: Design and Implement Workflow Automation

🔴 Impact Level:
High

⏱️ Time:
4-6 months

Tools	How to Use
zapier	Build complex automation workflows
Claude / ChatGPT	Design automation strategies and troubleshoot issues
Airtable	Create automation tracking and performance dashboards



Try This

- Create "Automation Design" project in Claude/ChatGPT
- Map 10 repetitive workflows across different departments
- Build pilot automations for highest-impact processes
- Train colleagues to maintain and expand automation systems
- Create dashboard tracking time/cost savings from automation

Copy This Prompt:

```
Design automation for: [BUSINESS PROCESS]
Current workflow: [step-by-step manual process]
Available tools: [company software stack]
Provide: Automation design, implementation steps,
ROI calculation
Include: Detailed training plan for team adoption
```

Results

- Save organization 50-200+ hours weekly through process automation
- Build a reputation as operational excellence and efficiency expert
- Position yourself for senior operations roles

HACK #18: Become Your Company's AI Champion

🔴 Impact Level:
High

⏱️ Time:
3-6 months

Tools	How to Use
Claude / ChatGPT	Develop AI adoption strategies and training materials
Notion	Build comprehensive AI resource library

Try This

- Create "AI Transformation" project in Claude/ChatGPT
- Document current workflows and identify AI opportunities across 5 departments
- Start weekly "AI Tips" channel sharing practical use cases
- Host monthly "AI Office Hours" for colleagues needing guidance
- Create comprehensive AI resource hub with company-specific examples

Copy This Prompt:

```
Design AI adoption strategy for: [YOUR ORGANIZATION]
Current state: [brief company description and challenges]
Provide: Implementation roadmap, training approach,
success metrics, potential pushback and responses
Include: Department-specific opportunities
and quick wins
Focus on practical, measurable improvements
```

Results

- Lead organization-wide digital transformation initiative
- Position yourself as innovation leader and strategic advisor to executives
- Fast-track career advancement to senior leadership roles

HACK #19: Build Internal AI Training Programs

🔴 Impact Level:
High

⏱️ Time:
6-8 months

Tools	How to Use
Claude / ChatGPT	Develop curriculum and training materials
zoom	Deliver training sessions and workshops
teach:able	Create internal learning management system

Try This

- Create "AI Training Academy" project in Claude/ChatGPT
- Develop tiered training program (beginner, intermediate, advanced)
- Create role-specific AI training for different departments
- Launch pilot program with 20-30 colleagues
- Scale successful training across entire organization

Copy This Prompt:

```
Design AI training program for: [ORGANIZATION TYPE]
Skill levels: [beginner to advanced needs]
Training goals: [specific competencies to develop]
Provide: Curriculum outline, delivery methods, assessment criteria
Include: Role-specific applications and practical exercises
```

Results

- Establish yourself as internal AI education authority
- Drive measurable improvement in organizational AI adoption
- Create pathway to Chief Learning Officer or VP of Innovation roles



HACK #20: Build and Present AI Business Case to Leadership

🔴 Impact Level:
High

⏱️ Time:
6-12 months

Tools	How to Use
Claude / ChatGPT	Research industry benchmarks and create executive presentation
Excel / Google Slides	Build ROI calculator and financial projections
tableau from Salesforce	Create executive dashboard mockups

Try This

- Create "AI Business Case" project in Claude/ChatGPT using the project instruction below
- Research 3-5 competitor companies and their published AI initiatives and results
- Document current inefficiencies in 5 key business processes with time/cost data
- Use AI to build comprehensive business case presentation with ROI projections
- Create interactive ROI calculator showing investment vs. returns over 3 years
- Schedule presentation with department head first, then escalate to C-suite with their support

Copy This Project Instruction:

You are my executive AI strategy consultant. I'll upload:
- Current business process documentation and inefficiency data
- Competitor AI initiatives and industry transformation examples
- Company financial information and operational metrics
- Leadership priorities and strategic goals

Your role:
- Build compelling business case for AI investment with specific ROI projections
- Create executive-level presentation that speaks to business outcomes, not technology
- Develop risk mitigation strategies and phased implementation approach
- Help me present AI transformation as competitive necessity, not optional upgrade
- Position me as the strategic leader who can drive this transformation

Copy This Prompt:

Create executive business case presentation for AI transformation:

Company context: [industry, size, current challenges, competitive pressure]
Focus area: [specific business process or department to transform first]
Investment range: [budget constraints and approval authority needed]

Build comprehensive business case:

Executive Summary (for C-suite presentation):
- Current state problems costing us money/competitive position
- AI solution overview with specific business outcomes
- 3-year ROI projection with conservative and optimistic scenarios
- Implementation timeline with key milestones and decision points

Financial Analysis:
- Current process costs (time, labor, error rates, opportunity cost)
- AI investment required (software, training, implementation support)
- Projected savings by quarter over 3 years
- Break-even point and ongoing ROI calculation
- Risk factors and mitigation strategies

Competitive Intelligence:
- What competitors in our industry are doing with AI
- Market advantages we'll gain vs. risks of falling behind
- Industry benchmarks for AI ROI and implementation success

Implementation Framework:
- Phase 1 pilot project (30-60 days, limited scope, measurable results)
- Success criteria to approve Phase 2 expansion
- Resource requirements and team structure needed
- Change management approach for employee adoption

Format as: 15-slide executive presentation with appendix of supporting data and interactive ROI calculator.

Results

- Secure executive approval for AI transformation initiative with defined budget and timeline
- Position yourself as strategic leader capable of driving enterprise-level change
- Establish pathway to Chief AI Officer or senior technology leadership roles

🏆 YOUR AI-POWERED TRANSFORMATION IS UNDERWAY

Congratulations! You now have a complete 20-hack roadmap for AI-powered professional dominance. You haven't just learned to use AI tools—you've systematically upgraded every aspect of your career trajectory.

Level 1 makes you faster, smarter, and more effective in your daily work.

Level 2 transforms your expertise into multiple income streams and industry authority.

Level 3 establishes you as an AI transformation leader shaping organizational and industry change.

The compound effect creates exponential career acceleration. You're no longer competing with traditional professionals — you're operating in a completely different league.

Welcome to the elite tier of AI-enabled professionals.
Your accelerated future starts now.



Want more generational management insights and business resources?

Subscribe to The Hustle